

NUCLEAR POWER PLANT KRŠKO

TO.VZST


TECHNICAL SPECIFICATIONS


TO CARRY OUT THE PREVENTIVE AND CORRECTIVE WORK ON
DIESEL ENGINES, COMPRESSORS
AND GEARBOX DURING OUTAGE 2027


(IN 8261003)

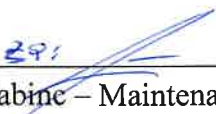
Rev. 0


Classification "SAFETY RELATED"

Prepared by:  Date: 28/04/26
Robert Seničar – Mechanical Maintenance Engineer

Reviewed by:  Date: 28/04/26
Enver Gashi – Mech. Maintenance Supervisor

Reviewed by:  Date: 28/4/2026
Željko Žunić – QA Engineer

Approved by:  Date: 29/4/2026
Matjaž Habinc – Maintenance Supervisor

Approved by:  Date: 29/04/2026
Mario Gluhak – TO Manager

CONTENT

1. Description and content of the activities	3
2. Scope of service	3
3. Safety classification	5
4. Service type	6
5. Applicable codes, standards and procedures	6
6. Identification of equipment and devices	8
7. Technical requirements	8
8. Qualification requirements	11
9. Dynamics of work implementation	13
10. Supplier responsibilities	14
11. NPP Krško responsibilities	15
12. Specific requirements	15
13. QA requirements	15
14. Appendixes	16

1. DESCRIPTION AND CONTENT OF THE ACTIVITIES

The specification specifies the scope of preventive and corrective maintenance work on diesel engines, compressors and gearbox during the regular 2027 outage, for a duration of 36 days (starts on 01.04.2027)

It also provides a technical description of the mechanical scope of servicing, repair and testing of different types of diesel engines, compressors and gearbox.

All works must be carried out in accordance with the procedures and instructions of the work order process and by following instructions from safety at work, fire protection and prevention of the introduction of foreign materials into the system (FME).

Prior to outage start, it is also necessary to carry out training of the entire team, which will carry out the work, with all the technical and administrative details of the specific works.

All work should be done in accordance with outage schedule, precisely and in best quality.

2. SCOPE OF SERVICE

The work will be carried on different type of diesel engines, compressors and gearbox during outage 2027. List of equipment is in Appendix 1. Additional works includes works that exceeds the scope of the works. All work will be carried out in accordance with the prepared chart and the outage plan, so an adequate number of people should be provided.

The tender shall include Gantt chart, which should cover at least the following stages:

- organizational structure in accordance with the requirements set out in point 8 of this specification
- verification of the work procedure instructions, including verification of the manufacturer's instruction books, manuals and drawings
- review prepared work orders and prepare check lists, including the Work Inspection Plan with record, witness and hold points
- tour the site, recording the necessary tools, materials and accessories to perform each activity. At the same time, checking the status of spare parts in the warehouse
- preparation and implementation of staff training
- organization of support at the site (containers, tools...)

The tender shall be accompanied by evidence of competence, in accordance with the requirements given in point 8 of this specification.

The following is the content of the individual stages for the successful completion of the outage.

2.1 Pre-outage activities

- The pre-outage package must be written in accordance with QA requirements for suppliers of outage works in NPP Krško: Instructions for the preparation of the pre-outage package, the preliminary report and final report, see Appendix 2.
Performed by the **supplier 2 months before the outage start.**
- In tender roughly define the organizational scheme and responsibilities of the supplier – (Construction site manager, QA, Work planers, Works leaders, QC...) The organizational scheme is delivered by the supplier in tender.
Performed by the **supplier 4 months before the outage start.**
- Review NPP Krško Work procedures. Review the manufacturer's instructions, which includes the manufacturer's instruction books - Manuals and Drawings.
Performed by the supplier **3 months before the outage start.**
- Overview of work orders and preparation of all attachments, including Work inspection Plan with record, witness and hold points.
Performed by the supplier **3 months before the outage start.**
- Inspection of the site, inspection and verification of the condition of spare parts, recording of the necessary tools, materials and accessories to carry out each activity.
Performed by supplier **1 month before the outage start.**
- The supplier prepares material for the internal training of his work planers, works leaders and QC. Training shall be carried out on its premises.
Content of the training is as follows:
 - the scope of the work, work details on the equipment with emphasis on specificities, familiarization with equipment.
 - review of work packages and other documentation required by NPP Krško procedures and requirements.Performed by the supplier **2 months before the outage start.**
- Conduct training for work planers, works leaders and QA + QC staff in NPP Krško. The emphasis is on the management and independent presentation of intervention by the Construction site manager, who present the intervention to his group and actively guides it.
Performed by supplier and NPP Krško **1 month before the outage start.**
- General training for all workers who will participate in the overhaul. Implementation is in the domain of NPP Krško, the supplier is responsible for harmonizing the time schedule and timely organization of employees.
Performed by supplier and NPP Krško **14 days before the outage start.**
- Installation of containers, organization of the site.
Performed by supplier **14 days before the outage start.**
- Check the lists of workers, fulfilment of the conditions of work, issue of permits to enter and move around the site. Performed by supplier **14 days before the outage start.**

2.2 Regular outage – Fixed part

All work defined in Appendix 1 must be carried out in accordance with the NPP Krško procedures, the working environment itself must always be regulated, safety and health at work must be used. The work orders must, no later than 2 days after completion of the work, be fully completed, inspected and handed over to the responsible coordinator, who will carry out the final inspection of the work package and hand it over to the responsible engineer. The supplier of the work must accurately record the as found status, for any deviations from normal, write a deviation report, which must be inspected and approved by NPP Krško responsible engineer before further process continues. For all repairs or treatments, the supplier must also prepare other technological documentation (sketches, drawings, ...). It must also prepare appropriate documentation to control the configuration of the equipment together with the NPP Krško responsible engineer.

2.3 Regular outage – Additional works

Additional works are works that exceed the fixed part of the scope + 10% and will actually be corrective work on the diesel engines, compressors and gearbox. The extent of such works will be known during the outage and after outage completion.

Representatives of NPP Krško will prepare a work order describing the problem, and the supplier will prepare the work package and carry out the work in accordance with the procedures. For this purpose, the tenderer must organize a sufficient number of workers capable of carrying out the work in good quality in accordance with the requirements of point 10 of this specification. The estimated volume of additional works is up to 200 working hours.

2.4 Outage report

The outage report must be written in accordance with QA requirements for suppliers of outage works in NPP Krško: Instructions for the preparation of the pre-outage package, the preliminary and the final report, see Appendix 2.

Before leaving the NPP Krško site, the supplier will submit at the final meeting a "Preliminary Report".

No later than 30 days after the completion of the works, the supplier will hand over to NPP Krško the "Final Report" in five copies, two paper copy versions and 3 electronic PDF versions.

3. SAFETY CLASSIFICATION

3.1 SR – "Safety Related"

Works on equipment classified by ASME and ANSI standards as Safety class 1, 2 or 3 or on equipment that is not safety classified but has an indirect impact on safety of equipment and systems. For work on these components, the supplier must be familiar with the original design of the technical regulations, the works must be carried out in accordance with the QA program and the

approved procedures by NPP Krško. The work will be carried out by trained work leaders with their work teams. Good preparation is required for the execution of the work and preparation for the entire work team with an emphasis on controlling critical values and points. During critical inspections, the presence of an NPP Krško responsible engineer is required. The situation found must be accurately recorded and the repair of the components carried out in accordance with the QA program and procedures. The instructions for mounting and carrying out the test after maintenance must be precise.

3.2 NSR – "Non-Safety Related"

Works on equipment that is not safety-classified. Work on these components is subject to the same requirements as in point 3.1.

4. SERVICE TYPE

The implementation of the activity will be accounted in accordance with the following instructions:

In the offer, the fix price per diesel engine, compressor or gearbox overhaul must be determined.

The change in fixed scope of less than 10 % shall not be billed separately.

Scope of the additional works will be accounted for by hourly rate according to approved work logs. The supplier must provide a sufficient number of people according to the qualification structure referred to in point 8 of this specification.

The work shall be carried out in accordance with the supplier's QA plan and program and procedures approved by the NPP Krško. The work shall be carried out under the supervision and coordination of the NPP Krško responsible engineer. The supplier shall comply with the requirements set out in point 13. QA requirements of technical specification.

5. APPLICABLE CODES, STANDARDS AND PROCEDURES

5.1 International regulations

- The supplier must comply with the 10CFR50 App. B: Quality Assurance Criteria for Nuclear Power Plants and Fuel Reprocessing Plants
- QC staff must be qualified in accordance with SNT-TC-1A or ISO EN 9712 or ASNT CP-189-2001 for visual control and must have knowledge and experience in the field of diesel engines, compressors and gearbox maintenance.

5.2 NPP Krško documents and procedures

Before starting the work itself, the supplier must be familiar with and respect NPP Krško procedures and in particular the following procedures:

- ADP-1.1.051 Vstop, izstop in gibanje v tehnološkem delu NEK
 - ADP-1.1.101 Preprečitev vnosa tujkov
 - ADP-1.1.105 Priročna skladišča in kontrolirano odložena oprema v tehnološkem delu NEK
 - ADP-1.1.122 Izdaja, priprava in planiranje delovnega naloga
 - ADP-1.1.125 Izvedba delovnega naloga
 - ADP-1.1.126 Testiranje po vzdrževalnih posegih (TPV)
 - ADP-1.1.127 Zaključitev delovnega naloga
 - ADP-1.3.004 Osamitev opreme
 - ADP-1.1.128 Upoštevanje in dok. preventivnih ukrepov preprečitve vnosa tujkov ob odprtih sistemih, komponentah
 - ADP-1.1.130 Izvedba popravil, izdelava novih in modificiranih delov komponent, ki niso predmet RRM programa
 - ADP-1.0.020 Uporaba korektivnega programa
 - FPP-3.7.006 Požarna dovolilnica
 - ADP-1.4.220 Program preventivnega vzdrževanja diesel motorjev
 - ADP-1.4.225 Program preventivnega vzdrževanja kompresorjev
 - GMM-4.500 Postopek splošnega strojnega vzdrževanja diesel motorjev
 - GMM-4.550 Postopek splošnega strojnega vzdrževanja kompresorjev
 - SMM-4.500 Postopek testiranja diesel motorjev po vzdrževanju
 - SMM-4.550 Postopek testiranja kompresorjev po vzdrževanju
 - PMM-4.500 Postopek splošnega strojnega vzdrževanja diesel motorjev DG107DSL-001, DG107DSL-002 in DG107DSL-003
- Supplier must use the NPP Krško procedures for his work.
- Supplier may request official copies of the abovementioned procedures from the NEK and if needed translate them for their understanding at their cost.
- The supplier must be aware of the documentation on the equipment available in the NPP Krško (instruction manuals, drawings, ...)

6. IDENTIFICATION OF EQUIPMENT

The scope of planned work on the diesel engines, compressors and gearbox is provided on the basis of preventive maintenance program. A detailed list of equipment is given in Appendix 1 with descriptions, which means:

- SYSTEM:
- EQUIPMENT NUMBER:
- FUNCTION DESCRIPTION:
- MANUFACTURE NAME:
- TYPE OF DIESEL ENGINE, COMPRESSOR OR GEARBOX:

7. TECHNICAL REQUIREMENTS

7.1 Scope of works

The scope of the works is bound to the component by the following descriptions, which means:

PREVENTIVE OVERHAUL

Preventive overhaul shall be the disassembly of the diesel engines, compressors and gearbox and the inspection of all parts. It is also necessary to clean all elements, to carry out a check of the condition of these elements and, if necessary, to repair or replace with new ones. It is necessary to replace damaged parts, and to assemble the diesel engines, compressors and gearbox and to carry out a test after maintenance work. The work shall be carried out in accordance with the reference procedures, according to the instructions given in the manufacturer's instruction book or good practice and instructed by the mechanical maintenance responsible engineer.

a) Equipment number: DG107DSL-001, DG107DSL-002

Diesel engine tandem EMD 16-645-E4

Lube oil system:

- Check lube oil flex hoses for leaks, replace is necessary
- Replace all lube oil filters (main, auxiliary, turbo) and gaskets
- Clean main oil filter housing
- Check Circulating and Turbo/Soakback AC and DC pumps and replace is necessary
- Take lube oil sample for analysis, change or add the oil
- Inspect or replace turbo filter check valves

Fuel oil system:

- Check fuel oil flex hoses for leaks, replace is necessary
- Replace all fuel oil filters (RACOR, SPIN-ON) and gaskets
- Clean fuel oil pump suction strainers

Cooling system:

- Drain the coolant, because I&C must calibrate thermo switchis and add the coolant to the system
- Check cooling flex hoses for leaks, replace is necessary
- Check cooling fans, blades, belts,

- Add new grease in to the cooling fans bearings

Air intake system:

- Clean or replace air filter elements

Exhaust system:

- Visually inspect turbo exhaust inlet screen

- Visually inspect flexible connectors

Starting system:

- Check air start flex hoses for leaks, replace is necessary

- Rebuild or replace air start motors

- Check, clean and add the oil to the air line lubricator

- Rebuild or replace main air start valves

Governor:

- Change the oil in the governor

Turbocharger:

- Turbocharger air inlet inspections

- Turbocharger impeller inspections

- Check proper impeller (rotor) end thrust clearance

- Check torque on turbocharger to duct bolts

Engine protection:

- Perform overspeed trip check

- Check cam pawl operation

Engine:

- Perform visual crankcase inspection includes connecting rod and crankshaft inspection

- Perform Air box inspection (inspect pistons and rings, cylinder liners)

- Perform lead wire piston/head clearance readings

- Inspect top deck area

- Check/adjust injector timing and rack length settings

- Check P-pipe alignment and P-pipe mounting bolts tightness

- Check torque on engine hold down bolts

- Check water jumper torque

Testing:

- Check oil, fuel, coolant level before start

- While the engine is running visual inspect for leaks/degradation

- Run for a minimum one hour at more than 75% rated load

b) Equipment number: DG905CPR001-ENG, DG905CPR002-ENG

Diesel engine Yanmar

Lube oil system:

- Change lube oil

- Replace lube oil filter

Fuel oil system:

- Replace fuel oil filter

- Clean fuel oil tank and add the fuel

Air intake system:

- Clean or replace air filter element

Exhaust system:

- Visually inspect flexible connectors and clean drain

Starting system:

- Check belts, replace is necessary

Engine:

- Adjust intake and exhaust valve clearance is necessary
- Check compression to obtain optimum engine performance is necessary
- If compression is not good, rebuild diesel engine

Testing:

- Check oil and fuel level before start
- While the engine is running visual inspect for leaks/degradation

c) Equipment number: DG905CPR001-CPR1, DG905CPR001-CPR2, DG905CPR001-CPR3, DG905CPR002-CPR1, DG905CPR002-CPR2, DG905CPR002-CPR3

Air compressor Quincy

Lube oil system:

- Change lube oil

Air intake system:

- Clean or replace air filter element
- Check flex hoses and check valves, replace is necessary

Starting system:

- Check belts and pulleys, replace is necessary

Compressor:

- Clean or replace compressor valves or valve unloading mechanism
- Clean or replace compressor piston rings, piston, cylinder head, head gaskets is necessary

Testing:

- Check oil level before start
- While the compressor is running visual inspect for leaks/degradation

d) Equipment number: ESELPS01A-DRV, ESELPS01B-DRVG

Gearbox Nuttall Gear Corporation

Lube oil system:

- Change lube oil and oil seals, clean oil sump

Gearbox:

- Inspect low speed and high speed gears
- Inspect and measure low speed and high speed shafts
- Inspect bearings and replace is necessary
- Inspect and clean ventilating fan
- Inspect housing covers and base

Coupling:

- Disconnect couplings, check spacing between shafts and check alignment and add new grease

Testing:

- Check oil level before start
- While the gearbox is running visual inspect for leaks/degradation, unusual sounds, excessive vibration and excessive heat

8. QUALIFICATION REQUIREMENTS

The supplier must have and present references of good work on thermal/nuclear power plant, especially for working on diesel engines, compressors and gearbox. All highly skilled workers, including the construction site manager, work leaders and QC, must be accompanied by evidence that they have already carried out repair work on the diesel engines, compressors and gearbox of energy installations. **A minimum of 50% of workers, both in number and by qualification structure, to carry out work in the NPP Krško, must be those who have already participated in the overhauls at nuclear plants.**

Knowledge of the specific works at nuclear power plants with an emphasis on diesel engines, compressors and gearbox, in particular those types listed in Appendix 1, is required. Workers must have at least 3 years of experience in maintenance at thermal/nuclear power plant installations, at least passive English language knowledge, and basic knowledge for working with a computer.

Knowledge of the specific work on the diesel engines EMD (type TANDEM 16-645E4), Yanmar (type L100V6), compressor Quincy (type 325-13) and gearbox Nutall-Gear (type 76R61092/1093) is required. Knowledge is demonstrated by certificates of training visited or by the work carried out on the said equipment. The supplier is obliged to organize groups in such a way that certain groups will cover, with knowledge and experience, all requirements for successful work on a particular group of equipment.

The supplier shall be obliged to attach in the tender the relevant certificates proving the provision of the above requirements.

All representatives of the supplier must take part in the training at the organization of NPP Krško before starting work on the building, where they will be familiarized with the basic rules of movement inside NPP Krško, attitudes to equipment, protection requirements and fire protection,...

The necessary number of workers is determined by the supplier in agreement with the NPP Krško requirements and the length of the outage, the outage plan and the legal restrictions.

In case of need, it must provide additional work capacities for the unexpected works. **It must provide qualified workers who will be able to carry out their work independently, in accordance with the procedures of the NPP Krško, with occasional supervision by NPP Krško representatives, at critical implementation steps.** The tender requires a numerical presentation of all the profiles required below and their references to the work performed. The tender must be accompanied by appropriate evidence of the qualification conditions required by each qualification structure. **The supplier must carry out basic training and provide appropriate documentation for the independent movement (GET training, medical certificate, safety clearance, ...).**

8.1 Construction site manager, QA

The general level of education required for all of the above is mechanical engineer. Knowledge of the specific work at nuclear power plants with an emphasis on diesel engines, compressors and gearbox, in particular those types listed in Appendix 1, is required. **At least 50% of staff must have at least 3 years of experience in the maintenance of diesel engines, compressors and gearbox at energy installations – including nuclear facilities, for which evidence must be provided, active knowledge of English language and advanced computer skills (Excel, Word,...). For all of them, evidence that they fulfil the above conditions, must be attached.**

Everyone needs to know:

- the procedures listed in point 5.2
- know the operation of diesel engines, compressors and gearbox, the requirements of the work, repair methods and the specific procedures for inspection, repair and testing

The main concern is preparation of work, the consistency of the work with the plan, the presence at the site at critical implementation steps (in the case of inspection, have to, based on experience and documentation available, propose a technical solution to the problem and prepare appropriate technical and other documentation), and support to work team during activity. **For quality performance of these activities, the supplier must have at his disposal a sufficient number of staff for preparation and execution of activities.**

8.2 QC (quality control)

At least general technical school education is required, in addition, the QC must be qualified in accordance with SNT-TC-1A or ISO EN 9712 or ASNT CP-189-2001 in the field of visual control and must have knowledge and experience in the maintenance of general **industrial as well as nuclear diesel engines, compressors and gearbox** . At least 50% of the QC must have at least 3 years of experience in maintenance at energy facilities – including nuclear, active English language skills and advanced computer work skills (Excel, Word,...). **For all of them, evidence that they fulfil the above conditions, must be attached.**

In the technical preparation of activities, checklists and criteria on critical dimensions must be prepared, which the QC controllers must be able to identify and control on the equipment itself. They must prepare a report for all activities prescribed and carried out. They must be professionally able to use appropriate measuring tools and various special tools and torque wrench. **Each QC must cover one working group and therefore a sufficient number of QC should be provided.**

8.3 Work leader

At least general technical school education is required with evidence that they have already carried out work on the diesel engines, compressors and gearbox at energy facilities. Knowledge of the specific work at nuclear power plants with an emphasis on diesel engines, compressors and gearbox, in particular

those types listed in Appendix 1. **At least 50% of workers must have at least 3 years of experience in the maintenance at energy installations – including nuclear installations – for which evidence must be provided.** They must have the necessary knowledge to use a special tools from Service Tools Catalog for EMD engines and basic knowledge for working with a computer (Excel, Word). **For all of them, evidence that they fulfil the above conditions, must be attached.**

The leader of the works has a great responsibility in carrying out the works themselves, so he is personally responsible for:

- management, organization and proper execution of work
- site verification and preparation (isolation, protection, marking, ...)
- knowledge of critical phases of work and completion of all necessary documentation (checklists, permits, work orders,...)
- contacting the responsible persons when this is needed
- ensure proper use of lifting devices and protection at the work site
- cleaning up the site after work is done
- knowledge and compliance with the requirements of protection at work and fire protection requirements, knowledge of the specific maintenance procedures
- proper temporary storage and disposal of tools, use and storage of hazardous substances such as various cleaning and lubricating agents
- implementation of prevention measures for FME

For execution of work, the supplier must have a sufficient number of work leaders at the disposal (foresee at least 2 working groups).

8.4 Maintenance workers

A basic mechanical education is required, **at least 50% of workers must have experience working at energy installations – including nuclear installations.** The work will be carried out on the instructions of the work leader, and all must ensure that all responsibilities of the work leader are fully exercised.

9. DYNAMICS OF WORK IMPLEMENTATION

The dynamics of the works are conditional on the outage plan and the scope of each phase comprising repair service on diesel engines, compressors and gearbox.

The overhaul work on outage plan (expected **from 01.04.2027 to 24.04.2027**) and last at least 8 hours a day until the completion of the overhaul works or as required (**plan work with time delay**). All work will be carried out in accordance with the prepared chart and the outage plan, so an adequate number of people should be provided.

10. SUPPLIER RESPONSIBILITIES

The supplier must state that he is fully aware, accepts outage works and other services.

- it must provide personal protective equipment (work clothes, work footwear, work gloves, goggles, ...) and all necessary tools
- knowledge of the specificity of works at nuclear power plants and submission of diesel engines, compressors and gearbox performance references in nuclear installations
- workers must pass a medical examination
- at least 4 months before the start of the outage, the supplier must provide the organizational scheme and roll-out of the workers, carry out a security check on the workers, and must provide information on the appropriate education and qualification
- according to point 4. TYPE OF SERVICE, the supplier must provide all tools, portable machine tools, measuring tools, personal protective assets, consumables, convenient warehouses, computers,...
- the supplier must ensure that he has at his disposal sufficient tools to equip each working group with them. Supplier must ensure that it has all standard tools, with appropriate devices and instruments (such as special tools from Service Tools Catalog for EMD engines) which have appropriate certificates of calibration of tools and equipment for carrying out works
- deliver an inventory of the measuring equipment (including torque wrenches and test equipment) with a copy of the calibration evidence and the date of validity of the calibration
- deliver an inventory of all hazardous chemicals it will use in its work. The inventory of these will be reviewed by the relevant NPP Krško service, which will also allow or refuse the use in NPP Krško
- provide reference of similar works on nuclear power plants, and also to provide references to the workers themselves
- in case of need, the operator must provide adequate additional working capacity within 12 hours during the course of the refurbishment or at the time of start-up of the power plant
- it must ensure the continuous training of staff, the introduction of new workers, the tracking of new developments and their maintenance
- all representatives of the supplier must take part in the indoctrination at the organization of NPP Krško before starting the work, where they will be familiarized with the basic rules of movement, attitudes to equipment, health protection requirements and fire protection,...
- all workers must pass safety verification before starting the work
All workers must be in the NPP Krško at least 3 days before the start of the outage.

11. NPP KRŠKO RESPONSIBILITIES

The NPP Krško will fulfil its obligations in the General Conditions for the performance of the repair works and other services, and in regards to the performance of the work itself will also:

- open all work orders without attachments
- deliver an outage plan to the supplier with system windows
- together with the supplier provide the preoutage training
- from components dismantle electrical and instrumentation equipment
- coordinate the time of activity with outage plan
- provide all spare parts
- repair parts of components in the NPP Krško workshop with previously prepared and approved documentation
- NPP Krško will have at its disposal all the necessary special tools

12. SPECIFIC REQUIREMENTS

In emergency, unplanned situations, a response time should be determined, which should be as short as possible and not longer than 12 hours and the method of payment and the price for such performance of the works.

13. QA REQUIREMENTS

For Safety Related (SR) activities, the supplier must have a quality assurance system in place in its organization in accordance with the requirements of 10CFR50, App. B, "Quality assurance criteria for nuclear power plants and fuel reprocessing plants" and comply with the requirements of the QS-610 specification, Rev. 2, Generic quality assurance program requirements, Appendix 3.

The supplier must supply the applicable Quality Assurance System Manual and/or a description of the quality assurance system under which the works will be carried out if it has not been delivered in advance.

The adequacy and effectiveness of the supplier's quality assurance system must be verified and validated by the NPP Krško.

The work shall be carried out in accordance with the supplier's QA Plan and the Program, technological and control procedures and applicable legislation as defined in point 4 of this specification. The work shall be carried out under the supervision of the responsible discipline coordinator, work leader and the QA/QC of the supplier's staff. The supplier assumes responsibility for meeting the quality requirements, meeting the commercial-technical requirements and meeting the schedules for all its potential subcontractors, which must be approved in advance by the NEK. The supplier shall ensure that its subcontractors carry out work in accordance with the requirements of this specification.

The reporting of discrepancies and derogations shall be carried out in accordance with requirements 10CFRPART21.

14. APPENDIXES

- Appendix 1: Overhaul scope for Outage 2027
- Appendix 2: Instructions for the preparation of the pre-outage package, the preliminary report and the final report (ADP-1.1.080)
- Appendix 3: QS-610, Rev. 2, Generic quality assurance program requirements

Appendix 1: Overhaul scope for Outage 2027

System	Equip. No.	Funct. Desc.	Manuf. Name	Model
DG	DG107DSL-001	Diesel generator set 1	MORRISON-KNUDSEN CO. INC.	TANDEM 16-645E4
DG	DG107DSL-002	Diesel generator set 2	MORRISON-KNUDSEN CO. INC.	TANDEM 16-645E4
DG	DG905CPR001-ENG	DG905CPR-001 Diesel motor	YANMAR	L100V6
DG	DG905CPR002-ENG	DG905CPR-002 Diesel motor	YANMAR	L100V6
DG	DG905CPR001-CPR1	DG905CPR-001 Compr. 1	QUINCY COMPRESSOR CO.	325-13
DG	DG905CPR001-CPR2	DG905CPR-001 Compr. 2	QUINCY COMPRESSOR CO.	325-13
DG	DG905CPR001-CPR3	DG905CPR-001 Compr. 3	QUINCY COMPRESSOR CO.	325-13
DG	DG905CPR002-CPR1	DG905CPR-002 Compr. 1	QUINCY COMPRESSOR CO.	325-13
DG	DG905CPR002-CPR2	DG905CPR-002 Compr. 2	QUINCY COMPRESSOR CO.	325-13
DG	DG905CPR002-CPR3	DG905CPR-002 Compr. 3	QUINCY COMPRESSOR CO.	325-13
CP	ESELP01A-DRV	M-G SET#1 - Gearbox	WESTINGHOUSE ELEC. CORP.	76R61092
CP	ESELP01B-DRV	M-G SET#2 - Gearbox	WESTINGHOUSE ELEC. CORP.	76R61093